



# ***Jetmaster*** ***Fireplaces Australia***

Reliability | Innovation | Service | Quality

**HEAT & GLO**

No one builds a better fire





# HEAT & GLO

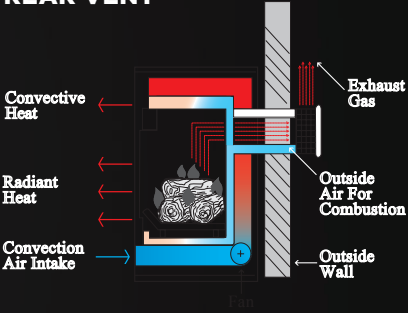
Heat & Glo is fuelled by innovation and driven to prove “No One Builds A Better Fire.” The brand was founded in 1975 in a small Minnesota garage by brothers Ron and Dan Shimek. In 1987, Heat & Glo introduced Balanced Flue technology—forever changing the way fireplaces function.

Much has changed since the beginning. Yet much remains the same. One part innovation. One part application. With an eye toward design and innovative technologies, Heat & Glo continues on an endless pursuit; pushing the boundaries of where fire can go and how it can look.

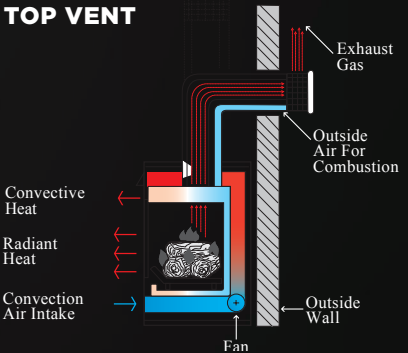
## ANYWHERE... ANY STYLE

Heat & Glo balanced flue fires are so easy to install, with straight out the back venting options, they’re ideal for multi-storey dwellings on an outside wall. Heat & Glo units can also be vented in a number of versatile vertical and horizontal flueing options. In fact you can vent Heat & Glo units up to 4.9m\* horizontally with up to three 90 degree bends. Your fireplace can be virtually anywhere and any style.

### REAR VENT



### TOP VENT



## HEAT & GLO TECHNOLOGY



### BALANCED FLUE GAS TECHNOLOGY

Balanced flue gas fireplaces remove 100% of combustion exhaust and odours outside of the home. These sealed fireplaces, stoves and inserts provide optimal heat, conserve energy and ensure clean, safe indoor air quality.



### ADVANCED IGNITION

Advanced intermittent pilot systems (IPI) within Heat & Glo fireplace products deliver energy conservation and fuel cost savings—even without power. IPI systems include built-in safety features, memory settings and can even function during power outages. Easily manage it all with optional wireless controls.



### ZERO CLEARANCE INSTALLATION

Skillfully designed for maximum impact and increased efficiency, the Australian Collection includes multiple zero clearance models. Engineered to be installed without style constraints. Seamless. Flush. And clean in your space.



### REMOTE CONTROL

All Heat & Glo units come standard with a multi functional wireless remote control.



### FLEX HEAT TECHNOLOGY

Draw heat from your fireplace into another room of the home, up to 6 metres away. When flex heat is run continuously, it will redirect up to 25% of the fireplaces heat to another area, thus reducing wall temperatures above the fireplace. Two flex heat registers run continuously will redirect up to 50% of the fireplaces heat.







# MODERN DESIGN REDEFINED

MEZZO 1300 SEE-THROUGH shown with clean face trim in brushed nickel, iced fog glass and natural logs.



### FLEX HEAT REGISTER

Redirect the warmth with a flex heat distribution system, ending in this sleek and discreet vent register.

## MEZZO

You've never experienced modern design like this. Clean. Discreet. Luxurious. In 3 sizes, with a see-through model also available. Define your design with a variety of finishing options. We spared nothing, to give you everything. It's modern design, redefined.

Details matter. Every corner, every edge and every element of the MEZZO is all about perfection. Flames, lights, reflections and warmth combine to elevate the senses. A black glass interior adds depth and intensity to the fire. So captivating, we dare you to take your eyes off of it.

MODEL	GLASS SIZE	MAX INPUT mJh		EFFICIENCY	MAX kWh OUTPUT
MEZZO 1000	908 x 318	N - 32	L - 30	77%	N 6.8 L 6.5
MEZZO 1300 (ST)	1207 x 318	N - 42	L - 38	74%	N 8.7 L 7.8
MEZZO 1600	1511 x 318	N - 53	L - 43	76%	N 11.1 L 9.1

### CLEAN FACE TRIM FINISHES







FUNDAMENTALLY  
MODERN

SLR-X shown with clean face trim front in black, natural logs and fade-resistant reflective black glass interior panels.



SLR-X shown with clean face trim in black, river rock and fade-resistant reflective black glass interior panels.

## SLR-X

Warmth, ambiance and chic contemporary detail. An experience only the SLR-X can provide. A linear design and long ribbon flame form a broad, hypnotic firescape. Several finishing options create a fundamentally modern look for any space while a standard fan circulates the heat. Reap the benefits of form and function. Clean lines and elegant ambiance never go out of style.

### FADE-RESISTANT REFLECTIVE BLACK

#### GLASS INTERIOR OPTION

Create a mood so cool, it's hot. A reflective glass liner radiates the fire and intensifies the flame.

### INTERIOR OPTIONS



BLACK  
GLASS  
BEADS



NATURAL  
LOGS




DRIFTWOOD  
LOGS



RIVER  
ROCK

### TRIM FINISHES



BLACK



GRAPHITE



STAINLESS  
STEEL





See-THROUGH shown with 4 sided stainless steel trim



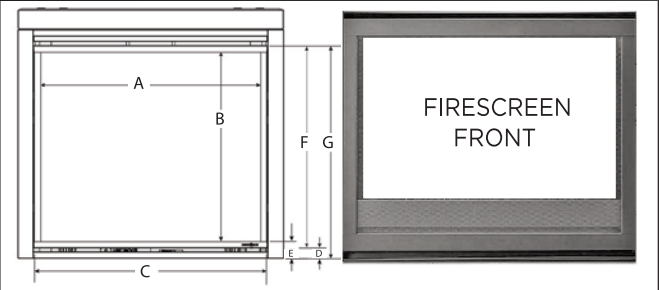
# SEE THROUGH

Connect two spaces with authentic warmth and ambiance. Multiple finishing combinations and flexible venting options offer an array of See-Through installations. Enjoy the power of fire in dramatic new ways.



# THE 3X

The stunning new 3X balanced flue gas fireplace is packed with all the Heat & Glo features and technology you expect IntelliFire PLUS Ignition, Direct Vent Technology (we invented it!), black porcelain reflective interiors...PLUS logs, LED ember accent lighting and stylish surround options!



			A	B	C	D	E	F	G
350X-AU	FS-3	mm	660	584	711	41	67	637	680
550X-AU	FS-5	mm	733	638	787	41	67	689	730
6X-AU	FS-7	mm	864	730	913	41	67	778	819





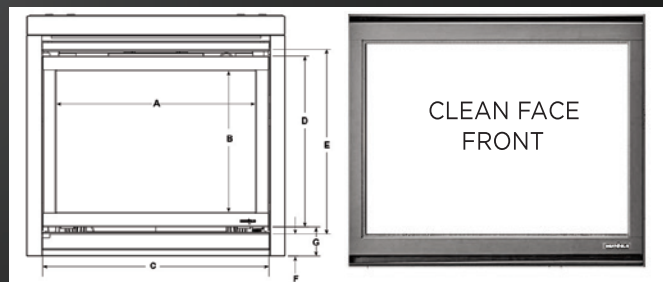
5X shown with clean face black trim



6X shown with firescreen front.

## THE 5X

Classic sleek lines and realistic looking fire, together with all the technology Heat & Glo has to offer, the 5X has all the trademarks of becoming the class leader, following on from the achievements of its predecessors in the '5 Series' range of balanced flue gas fireplaces.



			A	B	C	D	E	F	G
550X-AU	CF-32	mm	675	475	783	592	646	89	116
6X-AU	CF-36	mm	802	562	910	117	176	679	799

NOTE: Clean Face Front requires separate framing specifications please contact Jetmaster Heat & Glo on 1300 219 875



5X shown with 4 sided black trim


## THE 6X

The original achievement, made better over time. That's the history behind this flagship model from Heat & Glo. It started in the late 1980's as the DV88, gained popularity as the DV36 and then evolved into the award-winning 6000 it is today. Once you witness the vivid flames and efficient heat, you'll see why.

### FEATURES

- RC300 remote control and fan included standard
- Standard fade-resistant black glass interior panels
- Standard LED illuminated ember bed
- Optional firescreen or clean face front
- Optional flex heat distribution system

### FRONT OPTIONS (REQUIRED)




**FIRESCREEN**  
AVAILABLE IN BLACK ONLY



**CLEAN FACE**  
AVAILABLE IN BLACK ONLY

### FINISHES





i30-X shown with Standard Surround



i30-X shown with Cranbourne Mantel



**i30-X INSERT**

Convert your existing fireplace with the all new i30-X and enjoy clean exceptional heat.

No more drafty, dated fireplaces. No more messy maintenance. No more soot and smoke. It's time for an immediate upgrade, with interest.



i30-X shown here with optional brick refractory liners

The ultimate insert for your existing fireplace, the i30-X features all the benefits of balanced flue technology and efficient space heating with a stunning high definition log set.

Dual flexi flues ensure a simple installation with one flue drawing air from outside for combustion and the other flue expelling the fumes.

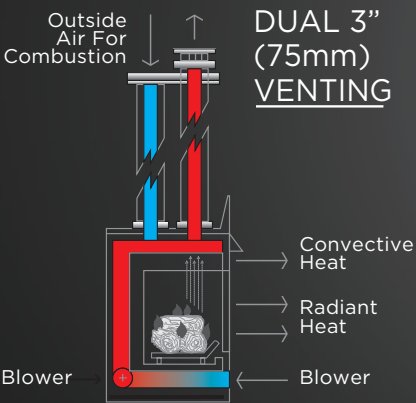
This completely airtight fireplace allows for brilliant indoor air quality.

Choose from a range of décor finishing options including 3 & 4-sided black trims or a range of mantelpiece and fascia options to suit either a traditional or contemporary aesthetic.

The i30-X can also be built into brick or hebel as a new fireplace application.

**Optional extras include:**

- Ambient accent lighting
- Glass reflective liners
- Brick refractory liners



**REQUIRES STAINLESS STEEL COWL**

# VRTIKL

Slender & sophisticated. At home uptown, downtown, and everywhere in between. Define your style with distinctive finishing combinations. The VRTIKL takes a whole new approach to functional modern design.

MODEL	WIDTH	HEIGHT	DEPTH	GLASS SIZE	MAX INPUT mJh		EFFICIENCY	MAX kWh OUTPUT
VRTIKL	479	1025	403	470 x 877	N - 27	L - 25	75%	N 5.6 L 5.2

Dimensions on the following page are in millimeters. Reference dimensions only. We recommend measuring individual units at installation. NOTE: Combustible material should not be installed over the face. Make sure you do NOT cover the decorative door opening. Refer to installation manual for detailed specifications on installing this product. Heat & Glo reserves the right to update units periodically. The flame and ember appearance may vary based on the type of fuel burned and the venting configuration used. Pictures in this brochure are not a true representation of the fireplace and/or flames.

## SPECIFICATIONS

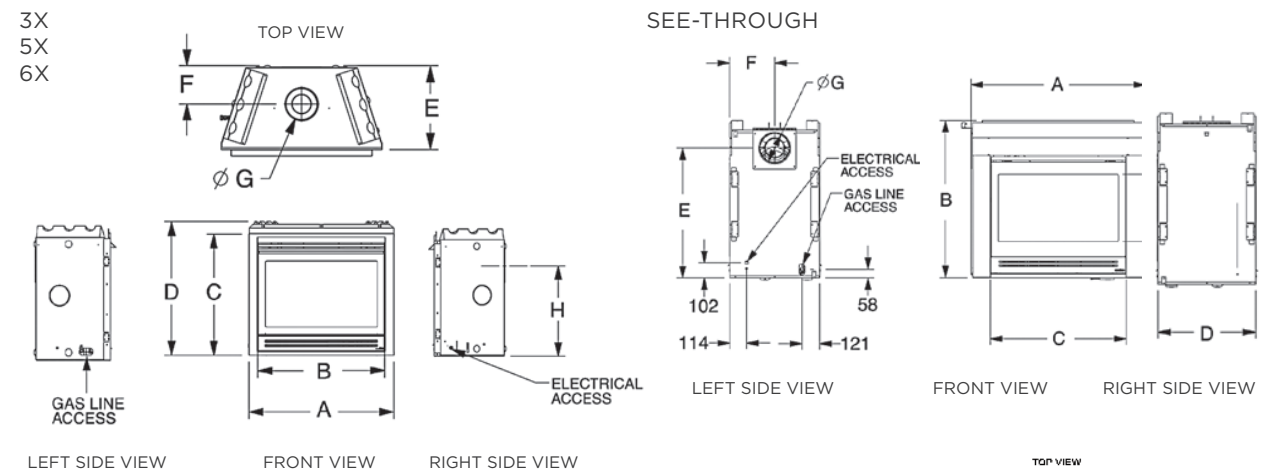
\*Indicates height to top of hood

MODEL	A	B	C	D	E	F	G	H	VIEWING AREA	INPUT mJh		kWh OUTPUT
3X	837	714	710*	827	414	191	168 top 203 rear	542	610 x 385	High Ng 21 Low Ng 15	High Lpg 20 Low Lpg 14	Ng 4.5 Lpg 4.3
5X	913	790	765*	877	414	191	168 top 203 rear	593	670 x 410	High Ng 28 Low Ng 20	High Lpg 26 Low Lpg 18	Ng 5.9 Lpg 5.5
6X	1041	918	851*	879	533	297	216	683	670 x 410	High Ng 42.2 Low Ng 29.5	High Ng 42.2 Low Lpg 29.5	Ng 9.5 Lpg 9.5
SEE-THROUGH	1183	1067	919	610	882	306	203	N/A	815 x 455	High Ng 44 Low Ng 30.8	High Lpg 43 Low Lpg 30	Ng 8.6 Lpg 8.4
SLR-X	See diagram for measurements								1100 x 310	High Ng 31.65 Low Ng 22.15	High Lpg 27.43 Low Lpg 19.20	Ng 7.5 Lpg 7.5
i30-X	See diagram for measurements								700x405	High Ng 32 Low Ng 22	High Lpg 31 Low Lpg 21	Ng 7.4 Lpg 7.4

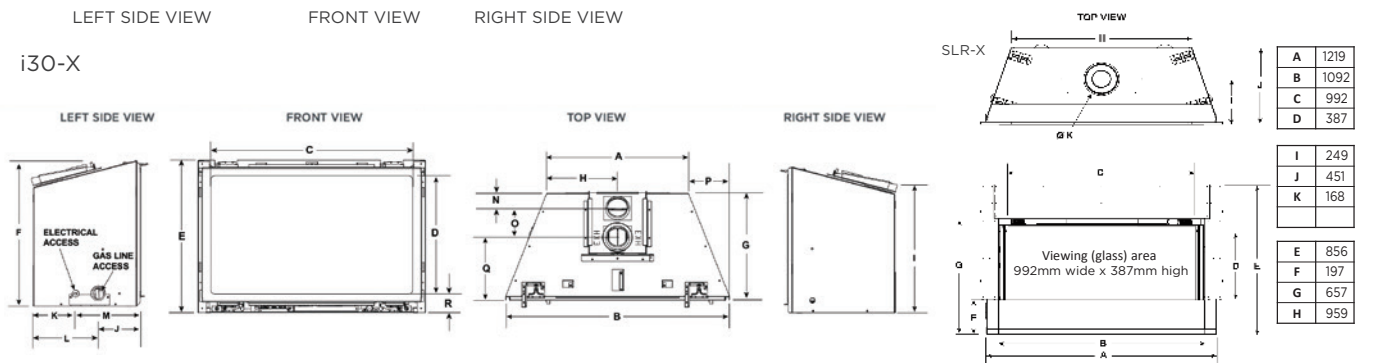
3X

5X

6X

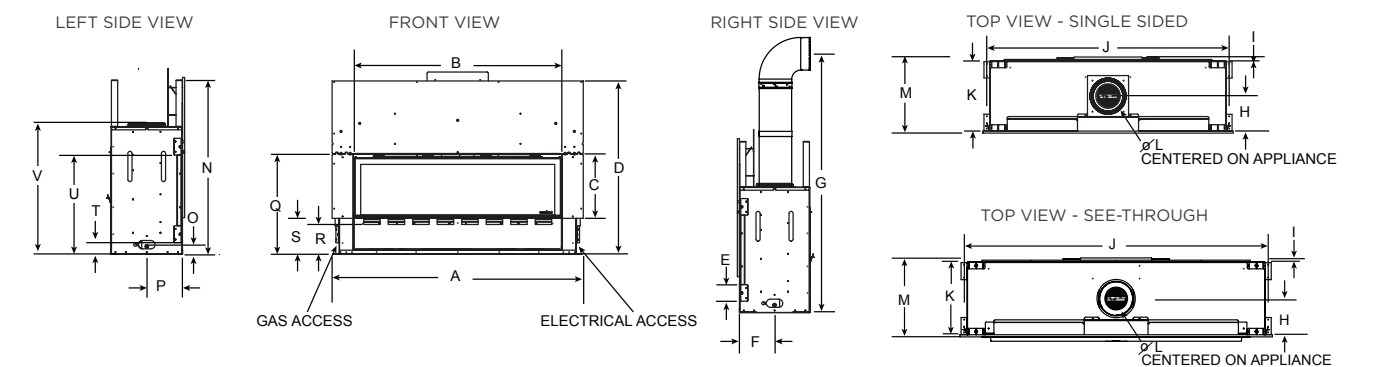


i30-X



MODEL	A	B	C	D	E	F	G	H	I	J	K	L	M	N	O	P	Q	R
i30-X	499	791	699	405	527	511	369	249	481	144	149	229	222	54	103	146	222	62

MODEL	A	B	C	D	E	F	G	H	I	J	K	L	M	N	O	P	Q	R	S	T	U	V
MEZZO 1000	1270	997	397	1080	102	217	1575	217	25	1173	435	203	471	1060	60	217	622	184	225	70	603	775
MEZZO 1300 (ST)	1575	1299	397	1080	102	217	1575	217	25(13)	1473	435	203	471(460)	1060	60	217	622	184	225	70	603	775
MEZZO 1600	1880	1603	397	1232	102	217	1575	217	25	1778	435	203	471	1213	60	217	622	184	225	70	603	775





## NOTES

---

---

---

---

---

---

---

---

---

---

---

---

---



**Reliability | Innovation | Service | Quality**

For the entire Jetmaster range, visit your nearest showroom  
[jetmaster.com.au](http://jetmaster.com.au) | 1300 538 627

NSW - 55 Marrickville Road Marrickville 2204  
QLD - 13 French Ave Brendale 4500  
S.A - 40 Maple Ave Forestville 5035